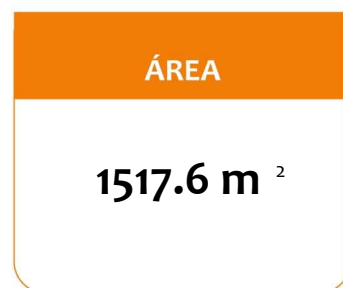


Nombre: MOLINOS DEL GOLFO SA DE CV
Potencia: 298.1 kW
Tarifa: GDMTH

Teléfono:
Fecha: 2 de Octubre de 2024
Número de Servicio:

HOY CONSUMES SIN PANELES	493,403 kWh	y pagas a CFE	\$ 1,194,592
TU PRODUCCIÓN CON	542 PANELES	33,811 kWh	



RETORNO DE INVERSIÓN: 2.9 AÑOS

Propuesta 1

FECHA:
2 de Octubre de 2024

FECHA DE VENCIMIENTO:
17 de Octubre de 2024

Folio No # 20240129

MOLINOS DEL GOLFO SA DE CV

Tel:

Email:

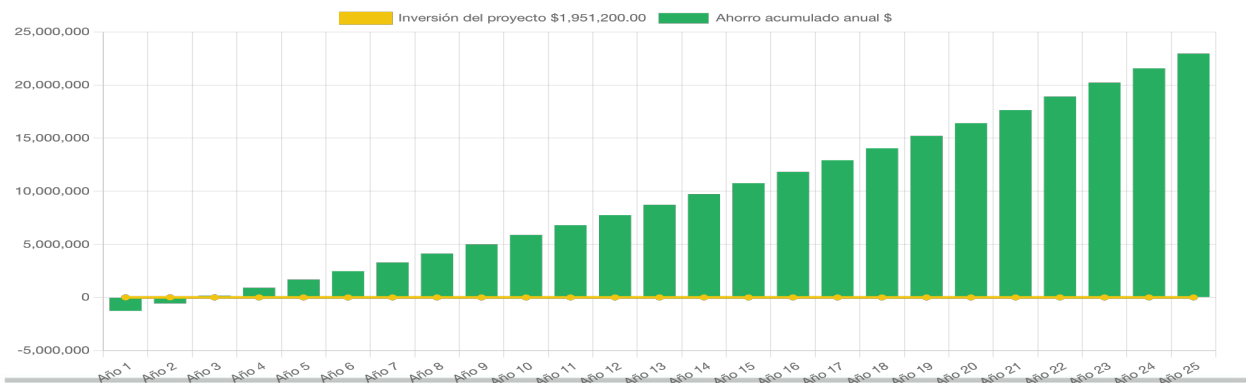
Cant.	Concepto	Precio	Total
542	Canadian Solar PV Module 550W		
		Subtotal	\$ 1,951,200.00
		TOTAL (MXN) \$ 1,951,200.00	



RETORNO DE INVERSIÓN

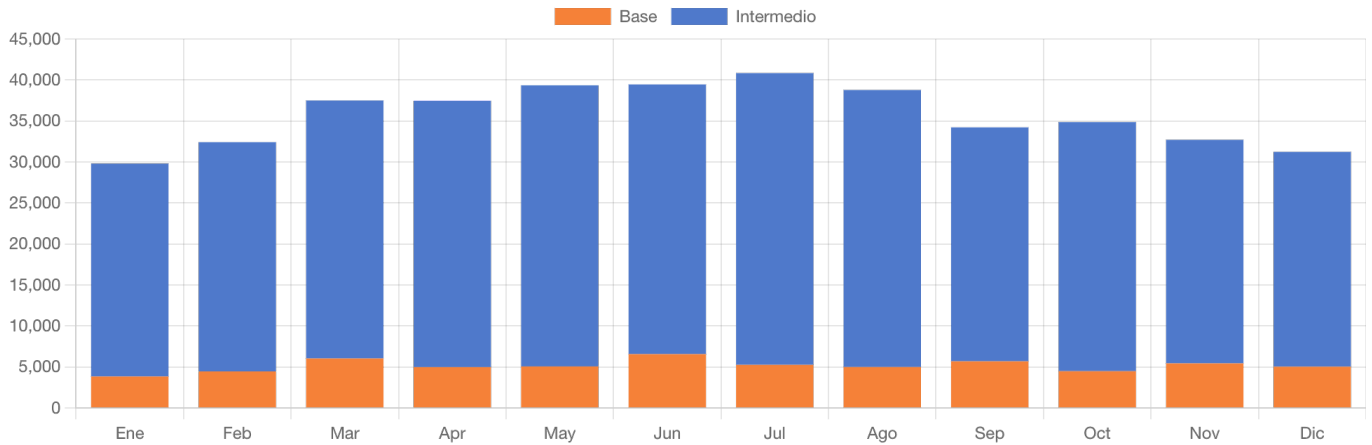
Año	Pago Actual	Nuevo Pago a CFE	Beneficio fiscal	Ahorro Económico Anual	Ahorro Económico Total	Ahorro Económico Acumulado
1	\$ 11,278,542.00	\$ 10,595,298.00	\$ 0.00	\$ 683,244.00	\$ 683,244.00	\$ -1,267,956.00
2	\$ 11,616,898.26	\$ 10,913,156.94	\$ 0.00	\$ 703,741.32	\$ 703,741.32	\$ -564,214.68
3	\$ 11,965,405.21	\$ 11,240,551.65	\$ 0.00	\$ 724,853.56	\$ 724,853.56	\$ 160,638.88
4	\$ 12,324,367.36	\$ 11,577,768.20	\$ 0.00	\$ 746,599.17	\$ 746,599.17	\$ 907,238.05
5	\$ 12,694,098.38	\$ 11,925,101.24	\$ 0.00	\$ 768,997.14	\$ 768,997.14	\$ 1,676,235.19
6	\$ 13,074,921.34	\$ 12,282,854.21	\$ 0.00	\$ 792,067.06	\$ 792,067.06	\$ 2,468,302.24
7	\$ 13,467,168.98	\$ 12,651,339.91	\$ 0.00	\$ 815,829.07	\$ 815,829.07	\$ 3,284,131.31
8	\$ 13,871,184.05	\$ 13,030,880.11	\$ 0.00	\$ 840,303.94	\$ 840,303.94	\$ 4,124,435.25
9	\$ 14,287,319.57	\$ 13,421,806.51	\$ 0.00	\$ 865,513.06	\$ 865,513.06	\$ 4,989,948.31
10	\$ 14,715,939.15	\$ 13,824,460.7	\$ 0.00	\$ 891,478.45	\$ 891,478.45	\$ 5,881,426.76
11	\$ 15,157,417.33	\$ 14,239,194.53	\$ 0.00	\$ 918,222.80	\$ 918,222.80	\$ 6,799,649.56
12	\$ 15,612,139.85	\$ 14,666,370.31	\$ 0.00	\$ 945,769.49	\$ 945,769.49	\$ 7,745,419.05
13	\$ 16,080,504.04	\$ 15,106,361.47	\$ 0.00	\$ 974,142.57	\$ 974,142.57	\$ 8,719,561.62
14	\$ 16,562,919.17	\$ 15,559,552.32	\$ 0.00	\$ 1,003,366.85	\$ 1,003,366.85	\$ 9,722,928.47
15	\$ 17,059,806.74	\$ 16,026,338.89	\$ 0.00	\$ 1,033,467.85	\$ 1,033,467.85	\$ 10,756,396.32
16	\$ 17,571,600.94	\$ 16,507,129.05	\$ 0.00	\$ 1,064,471.89	\$ 1,064,471.89	\$ 11,820,868.21
17	\$ 18,098,748.97	\$ 17,002,342.92	\$ 0.00	\$ 1,096,406.05	\$ 1,096,406.05	\$ 12,917,274.26
18	\$ 18,641,711.44	\$ 17,512,413.21	\$ 0.00	\$ 1,129,298.23	\$ 1,129,298.23	\$ 14,046,572.48
19	\$ 19,200,962.78	\$ 18,037,785.61	\$ 0.00	\$ 1,163,177.17	\$ 1,163,177.17	\$ 15,209,749.66
20	\$ 19,776,991.67	\$ 18,578,919.18	\$ 0.00	\$ 1,198,072.49	\$ 1,198,072.49	\$ 16,407,822.15
21	\$ 20,370,301.42	\$ 19,136,286.75	\$ 0.00	\$ 1,234,014.66	\$ 1,234,014.66	\$ 17,641,836.81
22	\$ 20,981,410.46	\$ 19,710,375.36	\$ 0.00	\$ 1,271,035.10	\$ 1,271,035.10	\$ 18,912,871.92
23	\$ 21,610,852.77	\$ 20,301,686.62	\$ 0.00	\$ 1,309,166.16	\$ 1,309,166.16	\$ 20,222,038.07
24	\$ 22,259,178.36	\$ 20,910,737.21	\$ 0.00	\$ 1,348,441.14	\$ 1,348,441.14	\$ 21,570,479.22
25	\$ 22,926,953.71	\$ 21,538,059.33	\$ 0.00	\$ 1,388,894.38	\$ 1,388,894.38	\$ 22,959,373.59

Ahorro económico acumulado a 25 años



Sudetes 209 Barrio Xochimilco, CP 68040

Generación de energía de acuerdo a periodos horarios de la tarifa GDMTH



	Enero	Febrero	Marzo	Abril	Mayo	Junio	Julio	Agosto	Septiembre	Octubre	Noviembre	Diciembre
kWh Intermedio	25,967.5	27,946.1	31,451.2	32,465.7	34,272.2	32,881.2	35,573.6	33,776.4	28,520.0	30,367.7	27,257.5	26,199.4
kWh Base	3,847.0	4,471.4	6,048.3	4,994.7	5,077.4	6,576.2	5,270.2	5,003.9	5,704.0	4,498.9	5,451.5	5,038.3
kWh Totales	29,814.6	32,417.5	37,499.5	37,460.4	39,349.5	39,457.4	40,843.8	38,780.3	34,224.0	34,866.7	32,709.0	31,237.7

